

# MIDI Song to Style Version 1.2.0

## Supplementary Manual

This manual explains the differences between MIDI Song to Style V1.1.0 and V1.2.0.

Previously, this software could only be used with SFF GE compatible devices, but now it can also be used with devices that support only SFF.

In V1.2.0, you can use two types of Data Format Modes to create Style files suitable for each product.



### About Data Format Modes for Each Instrument

There are two types of formats for style files: SFF and SFF GE. The supported format varies depending on the instrument. When converting, editing, or saving a Style file, it is important to select a format that your instrument can read correctly.

MIDI Song to Style supports these formats with two types of Data Format Modes.

Normally, when you connect your instrument, the mode automatically switches to the one that is compatible.

You can confirm the current mode by viewing the icon at the top left of the window.

Data Format Mode	Mode abbreviation	Format of Style file saved	Compatible Instruments for the Style File
2 Main Sections 	2Main	SFF	PSR-E383, PSR-E483, PSR-E583, etc.
4 Main Sections 	4Main	SFF GE	PSR-SX600, PSR-SX720, PSR-SX920, Genos2, etc.

#### NOTE

- You can also switch the Data Format Modes manually (Preference > Data Format Mode).
- Only when saving a Style file from the File menu in 4Main mode, can you choose which Data Format Mode is to be saved (2Main or 4Main).

## Restrictions on Section and Part Assignment in 2Main Mode

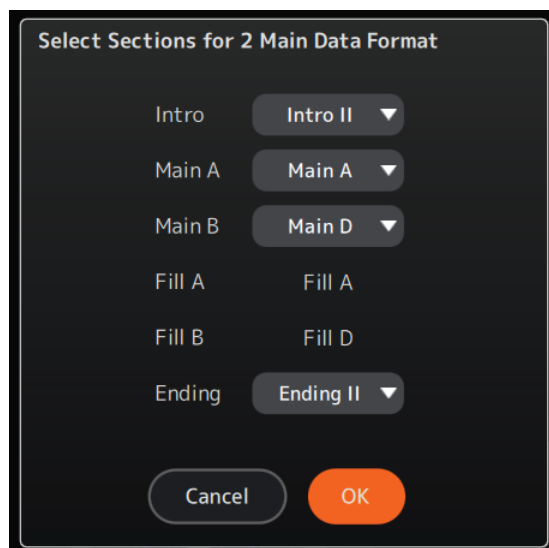
These pertain to those who want to export a project converted/edited in 4Main mode for an instrument that only supports SFF (2Main).

In 2Main mode, efforts are made to keep the Style file size as small as possible.

- The Fill In section in 2Main mode contains only data for the Rhy1/Rhy2 parts.
- When playing the Fill In section in 2Main mode, the Bass/Chd1/Chd2/Pad/Phr1/Phr2 parts from the Main section are also played.

Therefore, there are some restrictions in 2Main mode:

- In 2Main mode, you cannot assign both the Rhy1/Rhy2 of the Fill In section and the Bass/Chd1/Chd2/Pad/Phr1/Phr2 of the Main section to the same MIDI channel at the same time.
- When switching from 4Main mode to 2Main mode, a screen appears prompting you to select which sections to keep. Sections not selected will be deleted.



- Parts assigned to the Fill In section in 4Main mode (Bass/Chd1/Chd2/Pad/Phr1/Phr2) are automatically deleted when switching to 2Main mode.