

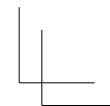
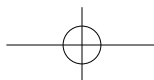


# ELECTRIC BASS

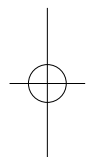
## OWNER'S MANUAL

### CONTENTS

CARE AND MAINTENANCE.....	2
TUNING MACHINE TENSION ADJUSTMENT.....	3
SETTING THE STRING ACTION.....	4
INTONATION ADJUSTMENT.....	5
PICKUP HEIGHT ADJUSTMENT .....	6
TRUSS ROD ADJUSTMENT .....	6
CORRECT USE AND HANDLING OF BATTERIES.....	7
Safety Precautions.....	8

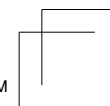
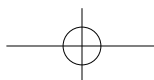
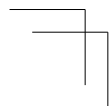
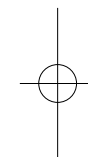


*Congratulations on your choice of the  
Yamaha electric bass.  
With reasonable care, your Yamaha  
electric bass will age gracefully and  
provide many years of superlative musi-  
cal service.*



### CARE AND MAINTENANCE

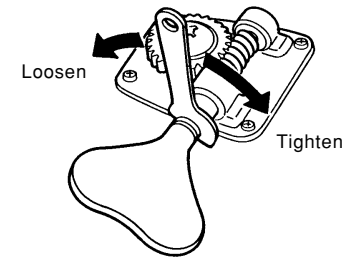
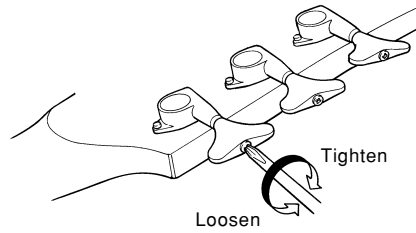
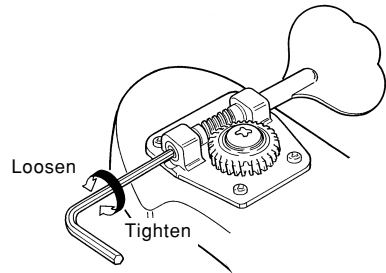
- \* When connecting or disconnecting cables, turn off the amplifier and other equipment or reduce the volume.
- \* After playing, wipe the entire guitar down, including strings, with a good polishing cloth. This will remove corrosive skin oils and acids, and protect the plating, finish, and strings.
- \* Avoid exposing the guitar to direct sunlight and extremes of heat and humidity.



### TUNING MACHINE TENSION ADJUSTMENT

The tuning machines have spring-loaded mechanisms which automatically take up wear, preventing backlash. However, it is possible to adjust the amount of pressure required to turn the machines. Each machine has a tension adjustment screw, as illustrated.

Clockwise rotation tightens the machine. The tuning machines should be adjusted to the extent that they are firm, but can turn smoothly. This adjustment is normally unnecessary, and excessive tightening can lead to premature tuning machine wear.

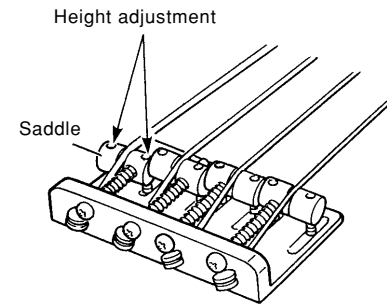


## SETTING THE STRING ACTION

String height refers to the space between the strings and frets, and has an affect on playability. Set too high and the instrument is hard to play. Too low results in fret noise.

Adjust so that the space between the string and the last fret measures as follows:

Individual height adjustments for each string are provided in the form of two set screws on each saddle. Clockwise rotation raises saddle height and counter-clockwise lowers the saddle.



STRING			TUNING	HEIGHT
4-string bass	5-string bass	6-string bass		
—	—	1st	High C	2.6 mm
1st	1st	2nd	G	2.7 mm
2nd	2nd	3rd	D	2.8 mm
3rd	3rd	4th	A	2.9 mm
4th	4th	5th	E	3.0 mm
—	5th	6th	Low B	3.1 mm

**NOTE:** Be sure to perform any necessary adjustments to the truss rod before performing the following adjustments.

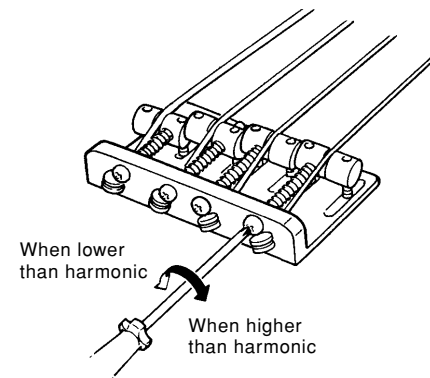
## INTONATION ADJUSTMENT

When the string gauge and/or bridge height is changed, or the truss rod is adjusted, it is usually necessary to reintonate the bridge saddles. If the bass plays out of tune in the higher registers, this adjustment is needed. Check each string in the following way:

To check intonation, compare the harmonic tone (12th fret) to the fretted tone (12th fret). Because the 12th fret is the midway point between the nut and the bridge, a harmonic tone one octave higher than the fretted tone can be generated. This is done by barely touching the string directly above the 12th fret (left hand) and simultaneously plucking the same string (right hand). If the fretted tone is exactly the same pitch as the harmonic tone, no adjustments to the bridge saddles are necessary. However, if the fretted tone is higher in pitch (sharp) or lower in pitch (flat) than the harmonic tone, apply the appropriate adjustment as shown below. Repeat the same procedure for each string.

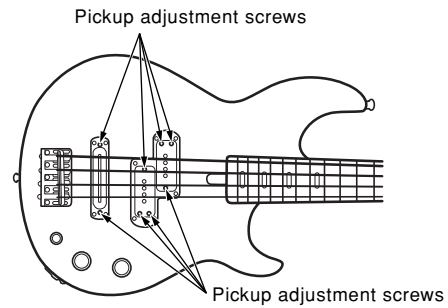
If the fretted note is pitched higher than the harmonic, turn the corresponding saddle adjustment screw clockwise, increasing the active string length.

Conversely, if the fretted note is pitched lower than the harmonic, turn the corresponding saddle adjustment screw counter-clockwise, reducing the active string length.



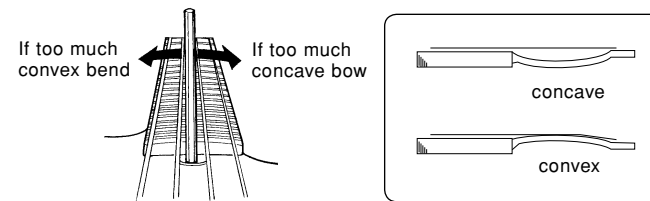
## PICKUP HEIGHT ADJUSTMENT

The height of the pickup (i.e. distance from the strings) affects gain — the higher the pickup, the louder the sound, and vice versa. If the pickup is set too high, sustain and playability will suffer because of the magnetic pull on the strings. Adjust overall height using the screws located at either side of the pickup. The polepieces should normally be about 2 or 3 millimeters from the strings.



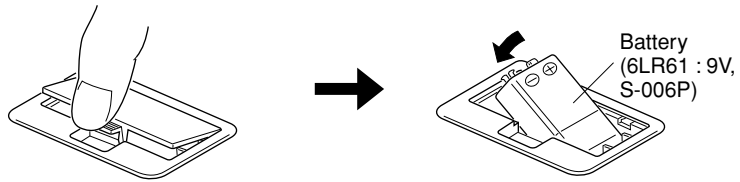
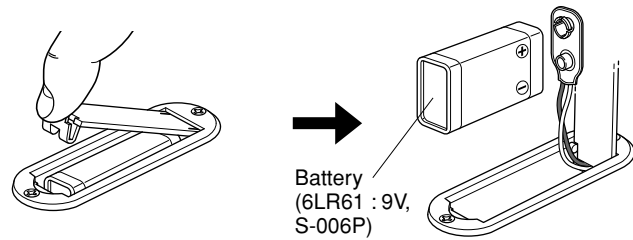
## TRUSS ROD ADJUSTMENT

The curvature of the neck should be slightly concave. Clockwise rotation of the nut tightens the rod and corrects for too much concave bow. Counterclockwise rotation of the nut loosens the rod and corrects for too much convex bend. Make any adjustments gradually. Allow five to ten minutes for setting, and check the curvature after each 1/2 turn of the truss rod nut.

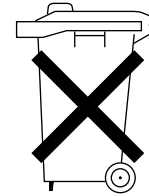


**NOTE:** Unless you have experience with truss rods, we suggest that you entrust this adjustment to your dealer.

## **CORRECT USE AND HANDLING OF BATTERIES**



\* When changing batteries, pay close attention to the +/- polarity markings as shown in the illustration above.



When these run out, don't just throw them away, but dispose of them as minor chemical waste.

Thank you for purchasing this Yamaha Guitar.  
To get the most out of this fine instrument, and to use it in a safe manner, we urge you to read this Owner's Manual before using the instrument.  
The cautions given in the following Safety Precautions section are provided to prevent unexpected injuries or accidents. Please understand each of the cautions and use the instrument in a safe and proper manner.



Caution

## Safety Precautions

### Using your Yamaha Guitar in a Safe Manner

#### Preventing Unexpected Injuries and Accidents

- When using a strap, make sure the strap is securely attached to the guitar.
- Do not lift the guitar by strap. It can cause serious injury or damage to the guitar.
- Do not treat the instrument in a rough manner such as swinging it about, etc.  
The strap on the guitar may detach causing unexpected accidents such as the instrument dropping, etc., or injuring persons close by.



- Do not place your face close to the instrument when changing or adjusting the strings. Strings may suddenly break causing injuries to eyes, etc. It can be the cause of other unexpected injuries as well.



- After changing the strings, cut off the leftover string ends. String ends are sharp and can cause injuries.
- Clean the instrument with a soft, dry cloth. And when cleaning the headstock, be careful not to injure yourself on the sharp string ends.

#### Using Batteries Properly

- For guitars that use a battery, make sure that only the specified battery is used and it is installed with its polarity markings aligned properly.
- On guitars that require two or more batteries, do not mix new batteries with old.  
Improper use of batteries can result in the batteries rupturing or leaking, causing injury or damage.
- Never incinerate batteries.  
Separate batteries from household garbage and dispose of them in a proper manner.





### Preventing Electrical Accidents

- If the instrument must be used outdoors in bad weather, or in a place with high humidity, please use caution. Please read the Owner's Manuals that came with the devices, such as power amplifiers, etc., that you connect your guitar to.  
Accidents such as fire or electric shock can occur due to lightning strikes.



### Store the Instrument Properly

- Do not keep the instrument close to a fire or flame, and keep it on a low, stable surface.  
The instrument can catch fire, and earthquakes can cause it to fall if stored in a high location.
- Do not leave the instrument leaning against the wall, etc., in the vicinity of children.  
The instrument may be bumped causing it to fall over resulting in injury.
- If the instrument is not going to be used for an extended period of time, remove the batteries and keep the instrument in a place other than those listed below.
  - Locations subject to direct sunlight.
  - Locations subject to extremely high or low temperatures.
  - Locations subject to high humidity, dust, or vibration.
- During the summer season, temperatures inside of a -car can become extremely hot. Do not leave the instrument inside of a car.



### Be Careful When Handling and Other Cautions

- The guitar has been properly adjusted before being shipped from the factory. In the event adjustment is necessary, contact the dealer from whom you purchased the instrument, if possible, as special skills may be required. For those adjustments that can be performed by the owner, please closely follow the instructions given in the Owner's Manual for the procedure.
- When playing the instrument, pay attention to the volume level. Especially late at night, take neighbors and those who are close by into consideration.
- Broken guitar necks are mostly the result of accidents such as dropping the guitar, the guitar falling over, or from shocks occurred during transport. When the guitar is not being used, make sure it is kept on a sturdy stand where it won't fall over, or place it in its case.
- Do not treat the instrument in a rough manner like throwing objects at the instrument, dropping the instrument, etc. And do not put excessive force on the switches or control knobs, etc.  
Doing so can result in damage.
- When connecting or disconnecting the cable, make sure the guitar amplifier's power is switched OFF, or the amplifier's volume is turned all the way down.  
Not doing so can shorten the life of the guitar amplifier.
- When cleaning the instrument, use a soft, dry cloth. Also, do not spray insecticides close to the instrument.  
Doing so can damage the guitar's finish.

## お問い合わせ

- お買い上げのギターの使用法や取り扱いについては、ご購入店または下記ヤマハお客様コミュニケーションセンターへお問い合わせください。

お客様コミュニケーションセンター 管弦打楽器相談窓口

ナビダイヤル



0570-013-808

(全国共通番号)

\* 一般電話・公衆電話からは、市内通話料金でご利用いただけます。

携帯電話、PHS、IP 電話からは、TEL.053-411-4744

営業時間：月～金 10:00～18:00 / 土 10:00～17:00 (祝日およびセンター指定休日を除く)

<http://www.yamaha.co.jp/support/>

- 修理につきましては、ご購入店または下記窓口までご相談ください。

<アコースティックギター>

ご購入店までご相談ください。

<エレクトリック・アコースティック・ギター、サイレントギター、エレキギター、エレキベース>

ヤマハ修理ご相談センター

ナビダイヤル



0570-012-808

(全国共通番号)

\* 一般電話・公衆電話からは、市内通話料金でご利用いただけます。

携帯電話、PHS、IP 電話からは、TEL.053-460-4830

営業時間：月～金 9:00～18:00、/ 土 9:00～17:00 (祝日およびセンター指定休日を除く)

北海道サービスステーション 〒064-8543 札幌市中央区南 10 条西 1-1-50 ヤマハセンター内

首都圏サービスセンター 〒143-0006 東京都大田区平和島 2-1-1 京浜トラックターミナル内 14 号棟 A-5F

浜松サービスステーション 〒435-0016 浜松市東区和田町 200

名古屋サービスセンター 〒454-0058 名古屋市中川区玉川町 2-1-2 ヤマハ (株) 名古屋流通センター 3F

大阪サービスセンター 〒564-0052 吹田市広芝町 10-28 オーク江坂ビルディング 2F

九州サービスステーション 〒812-8508 福岡市博多区博多駅前 2-11-4

管弦打楽器事業部 GD 推進部 マーケティンググループ 〒438-0192 静岡県磐田市松之木島 203

※ 住所及び電話番号は変更になる場合があります。

## SERVICE / KUNDENDIENST / APRES-VENTE / SERVICIO TÉCNICO / ASSISTENZA TECNICA / POMOHT / 售后服务 / 서비스

If your guitar should need any parts or service, or if you need any information, including the address of your nearest YAMAHA dealer, contact:

Für Ersatzteile, Kundendienstfälle oder Informationen jeglicher Art, einschließlich der Adresse des nächstgelegenen YAMAHA-Händlers, wenden Sie sich bitte an:

Si vous avez besoin d'une pièce, si la guitare doit être réparée, ou si vous avez besoin d'informations, y compris l'adresse du distributeur YAMAHA le plus proche, adressez-vous à:

En caso de requerir alguna pieza o el servicio técnico de la guitarra, así como si necesita alguna información, como pueda ser la dirección del distribuidor YAMAHA que esté más cerca de su casa, póngase en contacto con:

Se la vostra chitarra dovesse richiedere parti o assistenza tecnica o se aveste bisogno di qualsiasi informazione, compreso l'indirizzo del più vicino rivenditore autorizzato di prodotti Yamaha, entrare in contatto con:

Если для гитары требуются запчасти или ремонт, а также если необходимо получить какую-либо информацию, включая адрес ближайшего дилера YAMAHA, обращайтесь:

如果您的吉他需要任何配件或维修, 或者您需要任何信息, 请找到离您最近的 YAMAHA 分销商并与我们联系。

기타의 부품 또는 서비스가 필요하거나 정보가 필요한 경우 가까운 YAMAHA 판매점에 문의하십시오.

### Yamaha Corporation of America Guitar Service Department

6600 Orangethorpe Ave.,  
Buena Park, Calif. 90620, U.S.A.  
Tel: 714-522-9011

### Yamaha Canada Music Ltd.

135 Milner Avenue, Scarborough,  
Ontario, M1S 3R1, Canada  
Tel: 416-298-1311

### Yamaha de México S.A. de C.V.

Calz. Javier Rojo Gómez #1149,  
Col. Guadalupe del Moral  
C.P. 09300, México, D.F., México  
Tel: 55-5804-0600

### Yamaha Music Latin America, S.A. Sucursal de Argentina

Olga Cossetini 1553, Piso 4 Norte  
Madero Este-C1107CEK  
Buenos Aires, Argentina  
Tel: 011-4119-7000

### Yamaha Music Latin America, S.A.

Torre Banco General, Piso 7, Urbanización  
Marbella, Calle 47 y Aquilino de la Guardia,  
Ciudad de Panamá, Panamá  
Tel: +507-269-5311

### Yamaha Music Australia Pty. Ltd.

Level 1, 99 Queensbridge Street,  
Southbank, Victoria 3006, Australia  
Tel: 3-9693-5111

### ООО «ЯМАХА МЮЗИК» (РОССИЯ)

Россия, 107996, Москва, Кузнецкий мост,  
д.21/5, подъезд 2, офис 4015  
Тел.: (495) 626 0660 Факс: (495) 626 0062

### Yamaha Music & Electronics (China) Co., Ltd.

2F, Yunhedasha, 1818 Xinzha-lu, Jingan-qu,  
Shanghai, China  
Tel: 021-6247-2211

### YAMAHA MUSIC KOREA LTD.

Dongsung Bldg, 8F/9F 158-9  
Samsung-dong, Kangnam-gu, Seoul, Korea  
전화: 02-3467-3300

WS31060 R0

**YAMAHA**

0904 Printed in Japan

## Yamaha Representative Offices in Europe

### AUSTRIA

Yamaha Music Europe GmbH  
Branch Austria  
Schleiergasse 20, A-1100 Wien Austria  
Tel: +43 (0)1 602 03900  
Fax: +43 (0)1 602 039051

### BELGIUM

Yamaha Music Europe  
Branch Benelux  
Clarissenhof 5b NL, 4133 AB. Vianen  
The Netherlands  
Tel: +31 (0)347 358040  
Fax: +31 (0)347 358060

### BULGARIA

Yamaha Music Europe GmbH  
Branch Austria (Central and Eastern Europe)  
Schleiergasse 20, A-1100 Wien Austria  
Tel: +43 (0)1 602 03900  
Fax: +43 (0)1 602 039051

### CYPRUS

NAKAS Music Cyprus Ltd.  
31C Nikis Ave., 1086 Nicosia  
Tel: +357 (0)22 510 477  
Fax: +357 (0)22 511 080

### CZECH REPUBLIC

Yamaha Music Europe GmbH  
Branch Austria (Central and Eastern Europe)  
Schleiergasse 20, A-1100 Wien Austria  
Tel: +43 (0)1 602 03900  
Fax: +43 (0)1 602 039051

### DENMARK

YS Copenhagen Liaison Office  
(Yamaha Scandinavia AB Filial Denmark)  
Generatorvej 6A, 2730 Herlev, Denmark  
Tel: +45 44 92 49 00  
Fax: +45 44 54 47 09

### ESTONIA

Yamaha Music Europe GmbH  
Sp. z o.o. Oddział w Polsce  
(Branch Poland)  
ul. 17 Stycznia 56  
PL-02-146 Warszawa Poland  
Tel: +48 (0)22 500 29 25  
Fax: +48 (0)22 500 29 30

### FINLAND

(For Musical Instrument)  
F - Musiikki OY  
Kaisaniemenkatu 7, PL260  
00101 Helsinki, Finland  
Tel: +358 (0)9 618511  
Fax: +358 (0)9 61851385

(For Pro Audio)  
Yamaha Scandinavia AB  
J A Wettergrens gata 1  
Västra Frölunda, Sweden  
(Box 300 53, 400 43 Goteborg  
Sweden - Postal Address)  
Tel: +46 (0)31 893400  
Fax: +46 (0)31 454026

### FRANCE

Yamaha Musique France  
Zone d'activité de Pariest  
7, rue Ambroise Croizat  
77183 Croissy-Beaubourg, France  
(B.P. 70, 77312 Marne la Vallée Cedex 2  
France-Adresse postale)  
Tel: +33 (0)1 64 61 4000  
Fax: +33 (0)1 64 61 4079

### GERMANY

Yamaha Music Europe GmbH  
Siemensstr 22-34  
D-25462 Rellingen, b. Hamburg, Germany  
Tel: +49 (0)4101 3030  
Fax: +49 (0)4101 303 77702

### GREECE

PH. Nakas S.A.Music House/Service  
19 KM Leoforos Lavriou  
19002 Peania / Attiki, Greece  
Tel: +30 (0)210 6686260  
Fax: +30 (0)210 6686269

### HUNGARY

Yamaha Music Europe GmbH  
Branch Austria (Central and Eastern Europe)  
Schleiergasse 20, A-1100 Wien Austria  
Tel: +43 (0)1 602 03900  
Fax: +43 (0)1 602 039051

### ICELAND

(For Musical Instrument)  
HLJODFAERAHUSID EHF  
Sidumula 20  
108 Reykjavik, Iceland  
Tel: +354 525 50 50  
Fax: +354 568 65 14

(For Pro Audio)  
Yamaha Scandinavia AB  
J A Wettergrens gata 1  
Västra Frölunda, Sweden  
(Box 300 53, 400 43 Goteborg  
Sweden - Postal Address)  
Tel: +46 (0)31 893400  
Fax: +46 (0)31 454026

### IRELAND (REPUBLIC OF IRELAND)

Yamaha Music UK Ltd.  
Sherbourne Drive  
Tilbrook, Milton Keynes MK7 8BL  
United Kingdom  
Tel: +353 (0) 1526 2449  
Fax: +44 (0) 1908 369278

### ITALY

Yamaha Musica Italia s.p.a.  
Viale Italia 88  
20020, Lainate (Milano), Italy  
Tel: +39 (0)02 93577 1  
Fax: +39 (0)02 937 0956

### LATVIA

Yamaha Music Europe GmbH  
Sp. z o.o. Oddział w Polsce  
(Branch Poland)  
ul. 17 Stycznia 56  
PL-02-146 Warszawa Poland  
Tel: +48 (0)22 500 29 25  
Fax: +48 (0)22 500 29 30

### LIECHTENSTEIN

Yamaha Music Europe GmbH, Rellingen,  
Branch Switzerland in Zurich  
Seefeldstrasse 94, CH-8008  
Zürich, Switzerland  
Tel: +41 (0)1 3833990  
Fax: +41 (0)1 3833918

### LITHUANIA

Yamaha Music Europe GmbH  
Sp. z o.o. Oddział w Polsce  
(Branch Poland)  
ul. 17 Stycznia 56  
PL-02-146 Warszawa Poland  
Tel: +48 (0)22 500 29 25  
Fax: +48 (0)22 500 29 30

### LUXEMBOURG

Yamaha Music Europe  
Branch Benelux  
Clarissenhof 5b NL, 4133 AB. Vianen  
The Netherlands  
Tel: +31 (0)347 358040  
Fax: +31 (0)347 358060

### MALTA

Olimpus Music Ltd.  
The Emporium, Level 3, St. Louis Street  
Msida MSD06  
Tel: +356 (0)2133 2093  
Fax: +356 (0)2133 2144

### NETHERLANDS

Yamaha Music Europe  
Branch Benelux  
Clarissenhof 5b NL, 4133 AB. Vianen  
The Netherlands  
Tel: +31 (0)347 358040  
Fax: +31 (0)347 358060

### NORWAY

YS Oslo Liaison Office  
(Yamaha Scandinavia AB Filial Norway)  
Grini Naeringspark 1  
1361 Osteras, Norway  
Tel: +47 67 16 77 70  
Fax: +47 67 16 77 79

### POLAND

YAMAHA Music Europe GmbH  
Sp. z o.o. Oddział w Polsce  
ul. 17 Stycznia 56  
02-146 WARSZAWA/POLSKA  
Tel: +48 (0)22 500 29 25  
Fax: +48 (0)22 500 29 30

### PORTUGAL

Yamaha Música Ibérica, S.A.U.  
Sucursal Portuguesa  
Rua Alfredo da Silva  
2610-016 Amadora, Portugal  
Tel: +351 214 704 330  
Fax: +351 214 718 220

### ROMANIA

Yamaha Music Europe GmbH  
Branch Austria (Central and Eastern Europe)  
Schleiergasse 20, A-1100 Wien Austria  
Tel: +43 (0)1 602 03900  
Fax: +43 (0)1 602 039051

### SLOVAKIA

Yamaha Music Europe GmbH  
Branch Austria (Central and Eastern Europe)  
Schleiergasse 20, A-1100 Wien Austria  
Tel: +43 (0)1 602 03900  
Fax: +43 (0)1 602 039051

### SLOVENIA

Yamaha Music Europe GmbH  
Branch Austria (Central and Eastern Europe)  
Schleiergasse 20, A-1100 Wien Austria  
Tel: +43 (0)1 602 03900  
Fax: +43 (0)1 602 039051

### SPAIN

Yamaha Música Ibérica, S.A.U.  
Ctra. de la Coruna km.17, 200  
28230 Las Rozas de Madrid, Spain  
Tel: +34 902 39 8888  
Fax: +34 91 638 4660

### SWEDEN

Yamaha Scandinavia AB  
J A Wettergrens gata 1  
Västra Frölunda, Sweden  
(Box 300 53, 400 43 Goteborg  
Sweden - Postal Address)  
Tel: +46 (0)31 893400  
Fax: +46 (0)31 454026

### SWITZERLAND

Yamaha Music Europe GmbH, Rellingen,  
Branch Switzerland in Zurich  
Seefeldstrasse 94, CH-8008  
Zürich, Switzerland  
Tel: +41 (0)1 3833990  
Fax: +41 (0)1 3833918

### UNITED KINGDOM

Yamaha Music UK Ltd.  
Sherbourne Drive  
Tilbrook, Milton Keynes MK7 8BL  
United Kingdom  
Tel: +44 (0) 870 4445575  
Fax: +44 (0) 1908 369278

