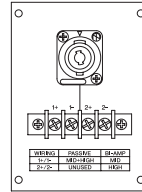
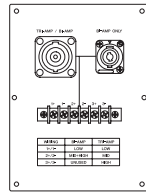


# Installation Series

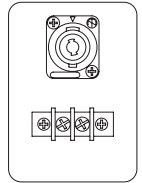
## Speaker System



### IF3115 IH2000



### IL1115



Choose a three-way full-range system or separate mid/high and low-frequency units to match your system requirements.

### IF3115 Three-way Speaker

- Sound and phase characteristics matched with all other Installation Series models.
- 15" low-frequency driver, 8" midrange driver, and 3" high-frequency compression driver with 1.4" exit.
- Two horn dispersion patterns available: 60° x 40° and 90° x 50°.
- Horn can be rotated 90-degrees for vertical or horizontal mounting.
- Switchable between bi-amp and tri-amp operation.
- Fifteen 10mm-screw suspension points (M10) provided for flexible rigging.
- Durable black or white finish (can be painted to match any interior).
- Optional matching array frame available.
- Parallel-wired Neutrik NL8 and barrier strip connectors.

### IH2000 Mid/High Unit

- Sound and phase characteristics matched with all other Installation Series models.
- 8" midrange driver and 3" high-frequency compression driver with 1.4" exit.
- Two horn dispersion patterns available: 60° x 40° and 90° x 50°.
- Horn can be rotated 90-degrees for vertical or horizontal mounting.
- Switchable between passive and bi-amp operation.
- Fifteen 10mm-screw suspension points (M10) provided for flexible rigging.
- Durable black or white finish (can be painted to match any interior).
- Optional matching array frame and U-bracket available.
- Parallel-wired Neutrik NL4 and barrier strip connectors.

### IL1115 Low-frequency Unit

- Sound and phase characteristics matched with all other Installation Series models.
- 15" low-frequency driver.
- Thirteen 10mm-screw suspension points (M10) allow flexible rigging.
- Durable black or white finish (can be painted to match any interior).
- Optional matching array frame and U-bracket available.
- Parallel-wired Neutrik NL4 and barrier strip connectors.

#### OPTIONS

##### Accessories

Durable black or white finish, which can be painted to match any interior.

##### HAF3-3115

Horizontal Array Frame



##### HAF2-3115

Horizontal Array Frame



##### VAF2-3115

Vertical Array Frame



##### UB2000

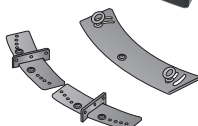
U-Brackets

\*available for IH2000 and IL1115



##### HAF3-S18

Horizontal Array Frame



Download the Rigging Guide from Yamaha's website for rigging details:  
<http://www.yamahaproaudio.com/>

# Installation Series

## GENERAL SPECIFICATIONS

Model	IF3115/64		IF3115/95
Nominal coverage @-6dB (Horizontal x Vertical)	60 x 40 (rotatable)		90 x 50 (rotatable)
Nominal impedance	Bi-amp	LF	8Ω
		MF&HF	8Ω
	Tri-amp	LF	8Ω
		MF HF	8Ω 8Ω
Power rating *1	Bi-amp	NOISE	LF:700W, MF&HF:125W (2 hours, IEC)
		PGM	LF:1400W, MF&HF:250W (2 hours, IEC)
		MAX	LF:2800W, MF&HF:500W (2 hours, IEC)
	Tri-amp	NOISE	LF:700W, MF:125W, HF:110W
		PGM	LF:1400W, MF:250W, HF:220W
		MAX	LF:2800W, MF:500W, HF:440W
Sensitivity (1W, 1m)	Bi-amp	LF	97dB SPL
		MF&HF	106dB SPL
	Tri-amp	LF	97dB SPL
		MF HF	106dB SPL 110dB SPL
Continuous SPL (calculated)	Bi-amp	LF	125dB SPL
		MF&HF	127dB SPL
	Tri-amp	LF	125dB SPL
		MF HF	127dB SPL 130dB SPL
Peak SPL (calculated)	Bi-amp	LF	131dB SPL
		MF&HF	133dB SPL
	Tri-amp	LF	131dB SPL
		MF HF	133dB SPL 136dB SPL
Components	LF	15" woofer, 4" voice coil	
	MF	Rotatable constant directivity horn, 2" voice coil, 8" driver	
	HF	Rotatable constant directivity horn, 1.4" exit, 3" voice coil compression driver	
	HF	45Hz-20kHz Tri-amp mode	
Frequency range (-10dB) *2	1.8kHz, MF/HF section in Bi-amp mode		1.9kHz, MF/HF section in Bi-amp mode
Passive Crossover Frequency *3	1.8kHz, MF/HF section in Bi-amp mode		1.9kHz, MF/HF section in Bi-amp mode
Connectors	1 x NL8, 1 x NL4 and barrier strip, wired in parallel		
Shape	30 degrees trapezoidal		
Dimensions (W x H x D)	610 x 1006 x 600mm (24.0" x 39.6" x 23.6")		
Weight	64.0kg (141.0lbs)		
Flying hardware	15 x M10		
Optional accessories	HAF2-2115, HAF3-3115, HAF3-S18, VAF2-3115		

\*1 AES \*2 Yamaha recommended DSP configuration, full-space \*3 At this frequency, the transducers produce equal sound pressure levels.

Model	IH2000/64		IH2000/95	IL1115
Nominal coverage @-6dB (Horizontal x Vertical)	60 x 40 (rotatable)		90 x 50 (rotatable)	-
Nominal impedance	Passive	8Ω		-
	Bi-amp MF/HF	MF:8Ω, HF:8Ω		-
Power rating *1	Passive	NOISE	125W (2 hours, IEC)	700W
		PGM	250W (2 hours, IEC)	1400W
		MAX	500W (2 hours, IEC)	2800W
	Bi-amp MF&HF	NOISE	MF:125W, HF:110W	-
		PGM	MF:250W, HF:220W	-
		MAX	MF:500W, HF:440W	-
Sensitivity (1W, 1m)	Passive	106dB SPL		97dB SPL
	Bi-amp	MF	106dB SPL	-
		HF	110dB SPL	108dB SPL
Continuous SPL (calculated)	Passive	127dB SPL		125dB SPL
	Bi-amp	MF	127dB SPL	-
		HF	130dB SPL	128dB SPL
Peak SPL (calculated)	Passive	133dB SPL		131dB SPL
	Bi-amp	MF	133dB SPL	-
		HF	136dB SPL	134dB SPL
Components	LF	-		15" woofer, 4" voice coil
	MF	Rotatable constant directivity horn, 2" voice coil, 8" driver		-
	HF	Rotatable constant directivity horn, 1.4" exit, 3" voice coil compression driver		-
	HF	200Hz-20kHz Bi-amp mode		45Hz-2.5kHz
Frequency range (-10dB) *2	1.8kHz		1.9kHz	-
Passive Crossover Frequency *3	1.8kHz		1.9kHz	-
Connectors	1 x NL4 and barrier strip, wired in parallel			
Shape	30 degrees trapezoidal			
Dimensions (W x H x D)	610 x 591 x 600mm (24.0" x 23.3" x 23.6")			610 x 591 x 600mm (24.0" x 23.3" x 23.6")
Weight	33.0kg (72.8lbs)			38.0kg (83.8lbs)
Flying hardware	15 x M10			
Optional accessories	UB2000, HAF2-3115, HAF3-3115, HAF3-S18, VAF2-3115			

\*1 AES \*2 Yamaha recommended DSP configuration, full-space \*3 At this frequency, the transducers produce equal sound pressure levels.

## DIMENSIONS

